
RIGHT-SIZING
THE
GUELPH PUBLIC LIBRARY



CURRENT FACILITIES



- Built in 1965 to house a collection of 80,000 items.
- Currently holds a collection of over 240,000 items, both print and non print.
- The square footage of the main library upon opening was approximately 25,500 square feet – providing only 0.5 square feet per capita. An addition of 4,000 square feet was added in 1974.
- Recent sizing recommendations for a community with a population below 100,000 are 0.6 square feet per capita. We currently provide 0.34 square feet per resident



PLACES TO GROW



Influenced by the province's Places to Grow initiative, council recently adopted the following growth guidelines:

- 129,854 in 2018
- 169,000 in 2031

The new facility must be adequately sized to serve a community of 169,000... and beyond.

The biggest mistake that could be made, would be to build a library that is too small.



PLANNING GUIDELINES



There are three sets of guidelines and standards which are repeatedly mentioned as valuable resources in the planning process.

Building Libraries: guidelines for the planning and design of public libraries

Ontario Ministry of Citizenship and Culture - 1986

Public Library Space Needs: a Planning Outline

Wisconsin Department of Public Instruction – 1998

Library Space Planning Guide

Connecticut State Library - 2002



RESULTS

- The first column shows the sizing results for the entire library system including 28,700 square feet at the branches. This includes a future 7,500 square feet in the East End.
- The second column includes only the remaining square footage – assuming it has all been allocated to the main branch.

Guidelines	System Sizing	Central Branch Sizing
Ontario	124,385	95,685
Wisconsin	128,967	100,267
Connecticut	126,084	97,384

HOW WE STACK UP?



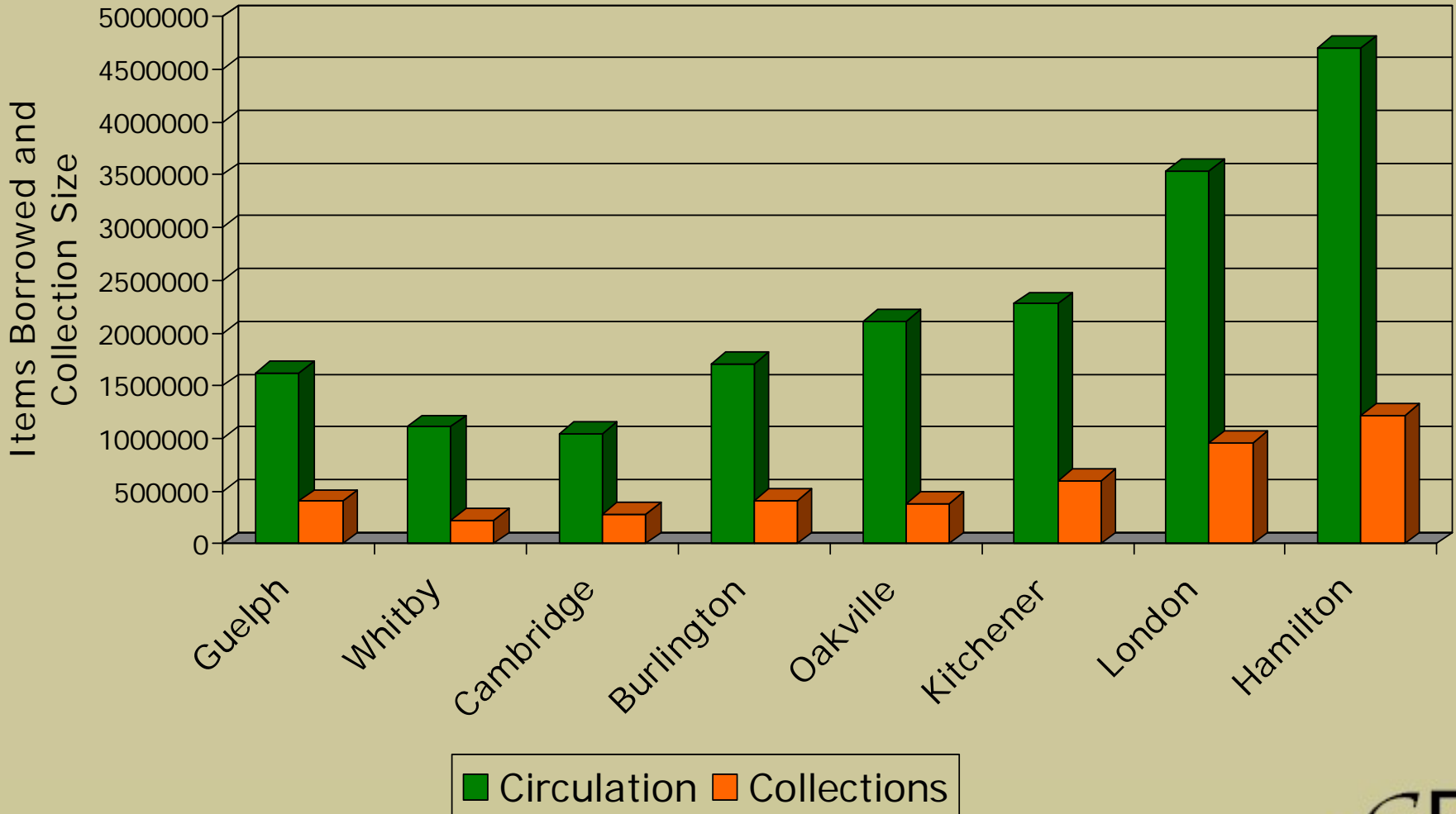
Much can also be learned from other library systems who are either facing or have recently faced similar decisions. A short-list of Ontario libraries has been selected for just such a comparison.

Community and population:

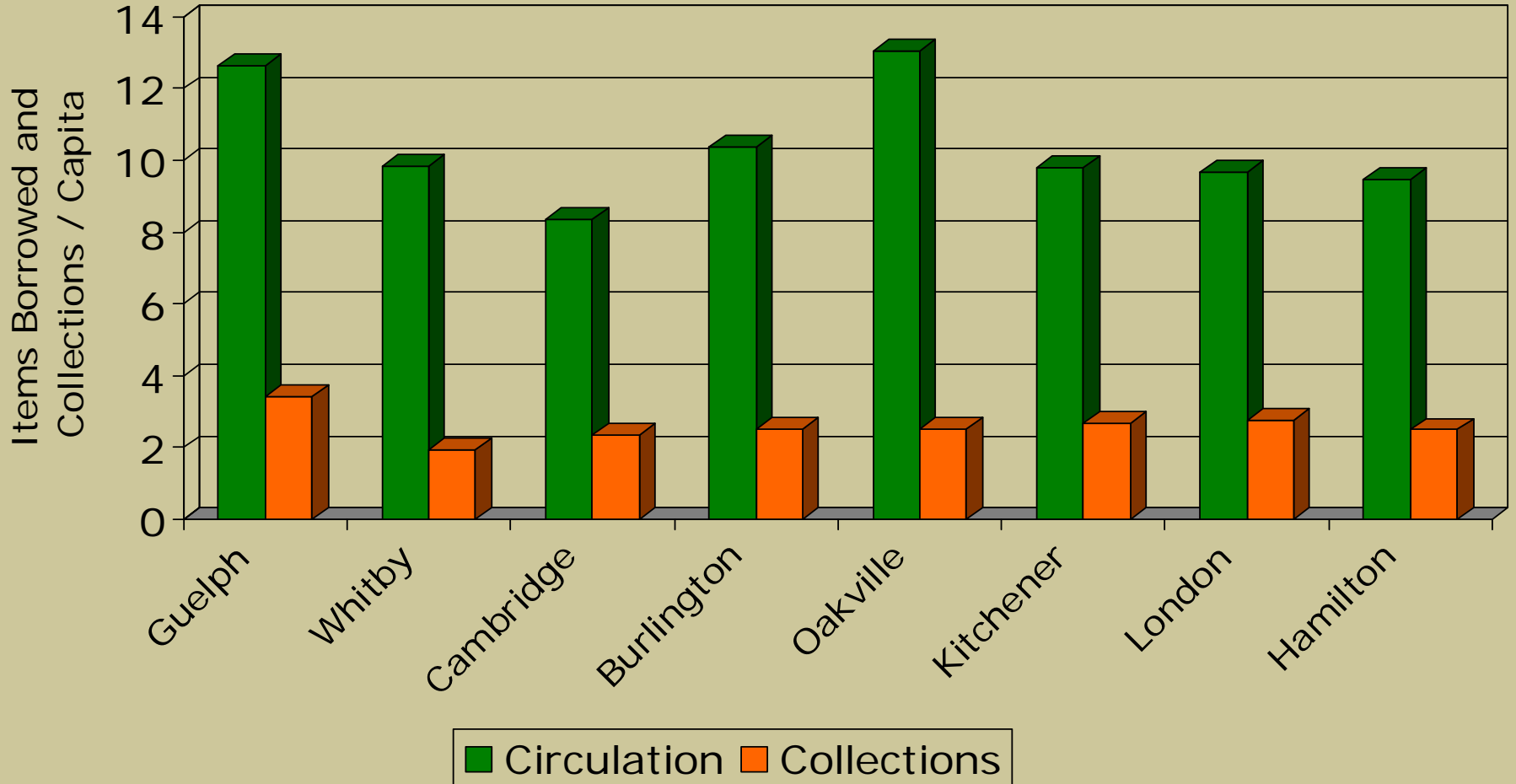
- Whitby – 112,000
- **Guelph – 118,000**
- Cambridge – 125,000
- Burlington – 164,500
- Oakville – 169,800
- Kitchener – 213,305
- London – 355,596
- Hamilton – 504,559



PERFORMANCE



PER CAPITA



GROWING UP



Guelph's performance measures and collection size are extremely favourable when compared to other libraries.

- In 2007 we circulated 1.617 million items. The number of items borrowed in 2008 rose to over 1.73 million - an increase of 7.4%.
- Library circulation has increased by 49% since 2000.

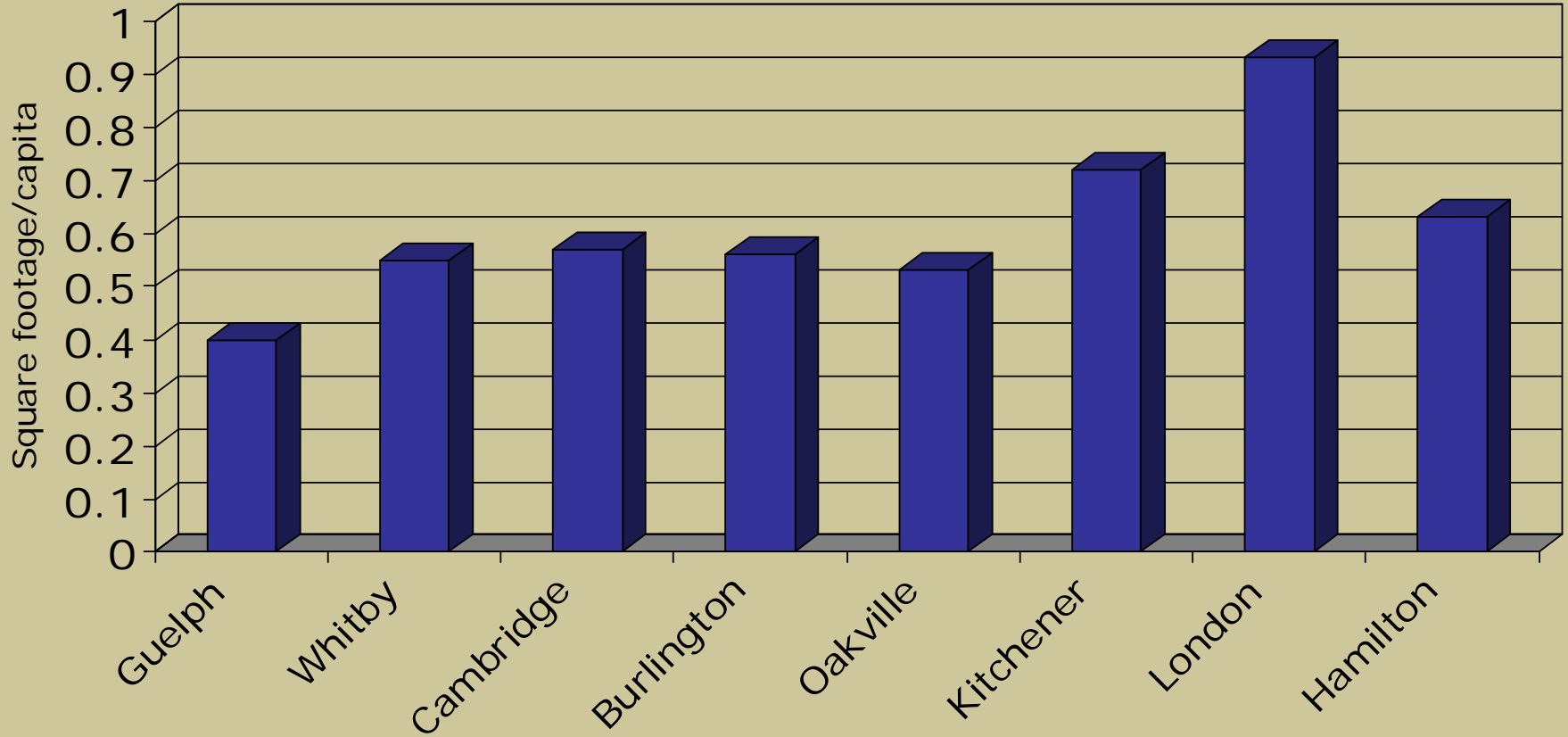
Imagine the level of services and collections we could provide in a facility similar in size to those provided by other Ontario libraries.



FACILITIES

Library	Square Footage	Per Capita
Whitby	61,816	0.55
Guelph	40,700/48,200	0.34/0.40
Cambridge	71,675	0.57
Burlington	92,200	0.56
Oakville	89,958	0.53
Kitchener	126,440/156,440	0.59/0.72
London	332,455	0.93
Hamilton	318,683	0.63

SIZE MATTERS



CONCLUSION



With a new main branch of at least 90,000 square feet, the system wide square footage would offer Guelph's projected population of 169,000, a per capita rate of 0.7 square feet.

With the addition of this new central facility and the improved support provided to the current branch system, the GPL would be well positioned to continue providing Guelph residents with the high levels of library service they have come to expect.

